








SEATING CAPACITY

	 DIMENSIONS L x W x H	 AREA sq. ft.	 THEATRE STYLE	 CLASSROOM STYLE	 U-SHAPE	 DINNER	 COCKTAIL
TOTE 1 + TOTE 2 + COURTYARD	65' x 92' x 16'	8000				162 + 36 + 36	850
TOTE 1	44' x 23' x 16'	1000	80	42 + 6	36	36	120
TOTE 2	44' x 23' x 16'	1000	80	42 + 6	36	36	120
TOTE COURTYARD	88' x 46'	4000				162	425
TOTE 1 + TOTE 2	88' x 23' x 16'	2000	80	84 + 6		72	300
TOTE 1 + COURTYARD	44' x 23' x 16'	5000				162 + 36	650
TOTE 2 + COURTYARD	44' x 23' x 16'	5000				162 + 36	650

FLOOR PLAN

